

Learning at  
Home

with  
**little**  
**Sprouts** 

All About Me

# Infant Activities

## Citizen

Sit with your infant and sing "If Your Happy and You Know it". As you continue to sing replace the word happy to sad, sad to mad. Continue to sing the song with different emotions. As your singing make sure you are displaying the emotions to your child.

## Mind

Using salt dough you can explore the world of textures. Place your child's hands in the salt dough making impressions of their hands and fingers. Describe to them how the playdough feels and maybe even smell.

## Scholar

Gaze into a mirror together. Ask baby questions about their features. "Where is your hair? Is your hair soft? You have beautiful hair!"  
See if they can point to their nose, eyes, ears and mouth.

## Body

Sing and play "Hurry, Hurry Little Mouse" while pretending the little mouse is scurrying from your child's toes to their nose!



# Toddler Activities


## Citizen

Use a mirror and practice making faces with your child. What does an angry face look like? What about a happy face? What face do you have when you get hurt?

## Mind

Family hand prints! Have everyone in the family stamp their hand on a paper with paint. Ask your child to describe the handprints in terms of size. Who has the biggest hand? Who has the smallest?

## Scholar



Draw self portraits together. When your child is finished, ask them to tell you about their picture. Label their picture as they describe it.

## Body

Sing and dance to “Tooty Ta”!  
Check out the link in the resources.

# Preschool Activities

## Citizen

Sit with your child at the table and talk to your child about the things they do at school. Make sure to mention their friends and the teacher they may have or what their favorite activity is. You can jot down their ideas or grab some old magazines and have them glue on paper their likes.

## Scholar

Create a name puzzle. Fold a stand piece of paper into thirds. Draw a line across one third. Above the line, as your child to illustrate some of their favorite things. Below the line, write their name in bold, clear letters. Remember to use proper capitalization. When finished, cut their name and the picture into strips so that each letter is separated. Have your child reassemble their name.

## Mind

Create family attribute graphs! Begin with two columns. Label one "boys" and one "girls".  
*(Add a "neutral" category if appropriate for your family)*  
Have your child add each family member to their appropriate column. Are there more boys or girls in your family?  
Try out some other ways of graphing from the resource page



## Body

Have your child make up their own dance to their favorite song. Will it be a fast dance, or slow? Will there be jumping? Will there be a twirl? Have them teach you their dance!

# Resources and Links:

[Tooty Ta with Dr. Jean](#)

[Salt Dough Handprints](#)



## **Hurry Scurry Little Mouse**

Hurry scurry little mouse,  
Starts down at your toes.

Hurry scurry little mouse,  
Past your knees he goes.

Hurry scurry little mouse,  
Past where your tummy is.

Hurry scurry little mouse,  
Gives you a mousy kiss.

*(touch child's toes)*

*(touch child's knees)*

*(touch child's tummy)*

*(give child loud kiss)*

