




Theme: Author Study-Sandra Boynton				Dates: 12/7-12/11	
	Monday	Tuesday	Wednesday	Thursday	Friday
Arrival Activities	Watercolor Painting Blocks and People	Pajama Match Sensory Play	Waffle Blocks Playdough	Pajama Match Cardboard Blocks	Duplo Blocks Crayons and Paper
Self-Help Focus	Putting on Mittens	Self-feeding with a Spoon	Putting on Mittens	Putting on Mittens	Self-feeding with a Spoon
Whole Group Story Time	The Surprise Bag Activity Pajama Time	The Surprise Bag Pajama Time	Felt Board for Going To Bed Going To Bed	Felt Board Farm Animals Barnyard Dance	Color Matching Game Blue Hat, Green Hat
Sing Together	Hickory Dickory Dock with Rhythm Sticks	Hickory Dickory Dock with Rhythm Sticks	Humpty Dumpty	Hickory Dickory Dock with Rhythm Sticks	Humpty Dumpty
Vocabulary	Pajamas, Wiggle, Quilt, Book, Read, Page	Pajamas, Wiggle, Quilt, Book, Read, Page	Pajamas, Wiggle, Quilt, Book, Read, Page	Pajamas, Wiggle, Quilt, Book, Read, Page	Pajamas, Wiggle, Quilt, Book, Read, Page
Small Group Activity	Time for Bed Pg 17	Pajama Match Pg. 35	Wake Shake Shimmy Pg. 52	Animal Names Pg. 27	Put Humpty Together Again Pg. 18
Small Group Activity	Down by the Bay Pg 26	Pajama Stitching Pg. 51	Wake Up and Follow Me Pg 20	Hippo Styles for The Seasons Pg. 37	Barnyard Dance Your Shoes Off Pg. 56
Departure Activities	Puzzles Dramatic Play	Sensory Table Pop Beads	Train Set Pajama Stitching	Blocks and Barnyard Animals	Easel Painting Cars and Car Rug

Dramatic Play Enhancement <i>Book Store</i> * Books * Cozy reading Space * Cash Register * Play Money	Gross Motor/Outside Jack Jump Over the Candlestick Obstacle Course Play Chasing Bubbles	Sensory Table Farm Animals with Straw Bath time for Baby dolls
Manipulatives/Blocks Stacking Blocks (talk about balance) Trains and Train Tracks	Art Activities Open Ended Art with Tissue Paper Finger Painting	Realia *Books *Pajamas *Pillows *Blankets

Home/School Connection: Talk about pairs and sets this week as you dress your child (shoes, socks, mittens, pajamas).



Title: Time for Bed Domain: Citizen	Theme: Author Study 
Vocabulary Words: Pajamas, blanket, quilt, washcloth, bedtime, routine	
Materials: <i>Pajama Time!</i> by Sandra Boynton Pajamas Blankets or quilts Washcloths	Process: Read the book, <i>Pajama Time!</i> Provide students the materials that relate to a bedtime routine. Discuss what the animals were doing in the book.
Objective/Purpose: The toddler notices, relates to and engages with children round the same age.	Let students select a favorite page in the book. Encourage students to perform the actions that they saw in the book, using the materials that you have provided.
Framework Link: SED 8	
Modifications Upward -↑ Encourage students to perform their personal bedtime routines for their peers.	Modifications Downward -↓ Support students as they attempt to reenact the bedtime routines in the book with their peers.
Extend the Activity: Take pictures of students as they perform the bedtime routines. With those photographs, you can create a class book.	

Title: Put Humpty Together Again

Domain: Citizen

Theme: Author Study



Vocabulary Words: Together, pieces, egg, cracked, apart

Materials:

Large egg-shaped Humpty Dumpty floor puzzles created by teacher (you can use poster board to create it).

Process:

Recite the Humpty Dumpty poem.

Present the Humpty puzzle to your students.

Objective/Purpose:

The toddler begins to develop increased “cooperative” play with peers.

Say, “Humpty had a fall and now he is in pieces. He has fallen apart. We are going to work together to put Humpty together, again.”

Encourage and support the students as they try to put Humpty together again. Assist them as they problem solve to fit the puzzle pieces together.

Framework Link: SED 12

Modifications Upward -↑

Encourage students to seek out their peers for support in problem-solving.

Modifications Downward -↓

Model using their peers as support.

Extend the Activity: Use props to reenact the nursery rhyme.

Title: Wake Up and Follow Me
Domain: Citizen

Theme: Author Study



Vocabulary Words: Yawn, stretch, touch your toes, shimmy, wiggle

Materials:

Hey! Wake Up! by Sandra Boynton

Process:

While reading the story, *Hey! Wake Up!*, invite the children to yawn, stretch, touch their toes, shimmy, and wiggle their nose.

Objective/Purpose:

The young toddler is responsive to playing next to and with other children.

The older toddler is responsive to other children.

Each time these actions are read, have the children stop and show each other how they perform the action.

Framework Link: SED 9, 11

Modifications Upward -↑

After reading the first round of actions, show the child the pictures and invite him to call out the action.

Modifications Downward -↓

Model the actions for the child.
Encourage him to mimic you.

Extend the Activity: Play follow the leader.

Title: Down By The Bay
Domain: Scholar

Theme: Author Study



Vocabulary Words: Fox, box, bear, hair, whale, tail, cat, hat

Materials:

Down "By the Bay" pictures (see Resource Pages)
"Down By the Bay" Song (see Song and Rhyme Pages)

Objective/Purpose:

The toddler uses a growing number of words and puts them together in short phrases and simple questions, communicating clearly enough to be understood.

Framework Link: LC 34, 36

Modifications Upward - ↑

Invite the child to say the verse of the picture he is holding.

Process:

Sing the song "Down By the Bay."
Show the children the pictures.
Talk about each picture. Say, "Here is the cat wearing the hat."
Pass out a picture to each child.
Sing the song again. This time have the child hold up the picture of the animal as you sing that verse.

Modifications Downward - ↓

Encourage the child to say the rhyming word.

Extend the Activity: Explore a real watermelon. Make a documentation panel to document the learning.

Title: Animal Names
Domain: Scholar

Theme: Author Study



Vocabulary Words: Twirl, bow, stomp, bounce, spin, swing, prance, strut, scramble, trot, leap, spin, promenade, skitter, stand, slide

Materials:

Barnyard Dance! by Sandra Boynton

Process:

Explain that you are going to read the story but you are going to leave some words out.

Objective/Purpose:

The toddler uses vocalization and words for a variety of reasons.

Read *Barnyard Dance!*

Encourage the students to say the word if they know it.

Example: "Twirl with the _____ if you know how."

Framework Link: LC 40

*This activity should be done after the students have heard the story a few times and are familiar with it.

Modifications Upward -↑

Encourage students to finish the end of the sentence.

Modifications Downward -↓

Encourage students to repeat the name of the animal.

Extend the Activity: Do the movements that are in the book so students have a better understanding of what they mean.

Title: Pajama Match

Domain: Mind

Theme: Author Study



Vocabulary Words: Goodnight, pajamas, same, different, match

Materials:

Pajama Time! by Sandra Boynton

Sets of pajama bottoms and tops, cut out (see Resource Pages)

Process:

Children will engage in finding the pajama bottoms that match the pajama tops. The teacher will support language development by demonstrating same and different and then help the children to find the matching sets.

Objective/Purpose:

The toddler explores with materials and discovers mathematical concepts.

Framework Link: CD 54, 57

Modifications Upward -↑

Encourage children to find the matching sets on their own.

Modifications Downward -↓

Encourage children to match the pajama top to that of the teacher's pajama bottom.

Extend the Activity: Do the pajama dance with kids.

Title: Hippo Styles for the Seasons

Domain: Mind

Theme: Author Study



Vocabulary Words: Bathing suit, swim trunks, towel, flip-flops, boots, sweater, coat, hat, mittens, scarf, weather, summer, winter, beach, snow, hot, cold

Materials:

Belly Button Book! By Sandra Boynton

Apparel pieces and seasonal scene boards (see Resource Pages)

Process:

Read *Belly Button Book!*

Focus on the hippos' attire for playing at the beach and for playing in the snow. Discuss why the hippos dress differently for the beach and for playing in the snow.

Objective/Purpose:

The toddler explores with materials and discovers mathematical concepts.

Lay the two scene boards on the floor or table.

Framework Link: CD 57

Give each student two apparel pieces. Encourage them to place the pieces on the correct seasonal scene board.

Support as needed.


Modifications Upward -↑


Provide three or four pieces to each student.


Modifications Downward -↓

Give students one piece at a time.

Extend the Activity: Create hippos to dress for the seasons, using felt and fabric, and use on a felt board.

<p>Title: Pajama Stitching</p> <p>Domain: Body</p>	<p>Theme: Author Study</p> 
<p>Vocabulary Words: Pajamas, top, bottom, sew, stitch, needle, thread, yarn</p>	
<p>Materials: <i>Pajama Time</i> by Sandra Boynton Cardboard pajamas with holes Chenille stems Yarn Hole puncher (see Resource Pages)</p>	<p>Process: Read <i>Pajama Time</i> by Sandra Boynton.</p> <p>Show the students the materials. Tell them that they are going to sew/stitch the pajamas.</p>
<p>Objective/Purpose: Coordinates eye and hand movements.</p>	<p>Model how to stitch using the chenille stem “needle” and yarn.</p> <p>Support students as they manipulate the materials.</p>
<p>Framework Link: PW 36</p>	
<p>Modifications Upward -↑ Provide pajama pieces with smaller holes.</p>	<p>Modifications Downward -↓ Provide pieces with larger holes.</p>
<p>Extend the Activity: Read <i>Night-Night, Little Pookie</i> by Sandra Boynton</p>	

<p>Title: Wake, Shake, and Shimmy</p> <p>Domain: Body</p>	<p>Theme: Author Study</p> 
<p>Vocabulary Words: Yawn, stretch, toes, shimmy, wiggle</p>	
<p>Materials:</p> <p><i>Hey! Wake Up!</i> by Sandra Boynton</p>	<p>Process:</p> <p>Read <i>Hey! Wake Up!</i> to your students. Focus on the morning movement routine in the story.</p>
<p>Objective/Purpose:</p> <p>Lifestyle is characterized by active, physical play.</p>	<p>When the story is finished, explain that you will do the movements that the animals did in the story.</p>
<p>Framework Link: PW 40</p>	<p>Have students spread out and perform the movements as you name and model them.</p> <p>When the activity is finished, tell students that getting exercise and moving their bodies is important in keeping them healthy.</p>
<p>Modifications Upward -↑</p> <p>Model more challenging movements for students to imitate (twist, reach to the sides, lift and lower leg).</p>	<p>Modifications Downward -↓</p> <p>Support students as they perform the movements.</p>
<p>Extend the Activity: Put props and created masks that represent the story's animals in dramatic play to encourage students to reenact the story.</p>	

<p>Title: Barnyard Dance Your Shoes Off</p> <p>Domain: Body</p>	<p>Theme: Author Study</p> 
<p>Vocabulary Words: Stomp, bow, twirl, bounce, strut, promenade, prance, skitter, trot, leap, clover</p>	
<p>Materials: <i>Barnyard Dance!</i> by Sandra Boynton</p>	<p>Process: Read <i>Barnyard Dance!</i></p> <p>After the reading, model all of the dance moves for the children.</p> <p>Encourage the children to dance while naming the moves for them.</p>
<p>Objective/Purpose: The toddler develops the ability to move the large muscles</p>	
<p>Framework Link: PW 28, 31</p>	
<p>Modifications Upward -↑ Have the children label the moves as they do it.</p>	<p>Modifications Downward -↓ Children will dance as they wish while the teacher models and uses the vocabulary.</p>
<p>Extend the Activity: Dance at other times of the day and use the moves that the children have learned.</p>	